

SPIROCOMBI

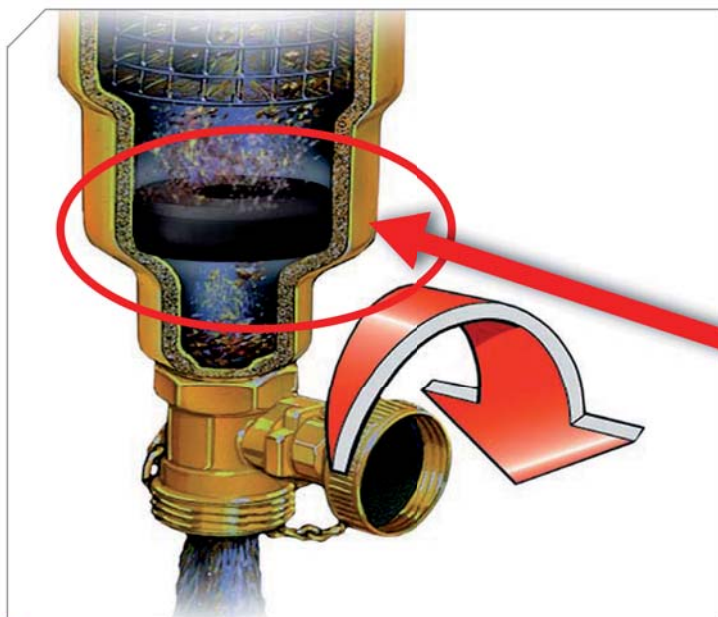
Clear Quality,
Pure Efficiency

SPIROTECH

The New unique SpiroCombi MB1 with a self cleaning magnet inside

Simple and efficient way to remove air, all types of debris and magnetite from central heating systems.

NEW!
SELF CLEANING
MAGNET INSIDE



▷ Combined Deaerator and Dirt Separator with self cleaning magnet inside



▷ Continuous Deaeration and Dirt Separation

Deaerator and Dirt Separator in one unit

All the advantages of the tried and tested SpiroCombi combined unit, now with the magnet added for accelerated and dynamic magnetite removal. Suitable for all new systems and boiler changes. The self cleaning magnet or unit does not have to be removed from the system in order to be cleaned, **NO MESS NO FUSS**. Available in horizontal and vertical models.

System protection, optimal efficiency and energy savings

The SpiroCombiMB1 dramatically accelerates initial removal of magnetite. You clean the unit without having to isolate and remove the unit from the system. Simply open the drain valve for 3 – 5 seconds to clean. The pressure of the water flushes out the dirt and will clean the magnet automatically.

The SpiroCombiMB1 leaves your installation water totally air free, magnetite free and **totally dirt free**. Your central heating system can now run at optimum efficiency. Suitable for all brands of boilers, every type of heating system and any fuel type.

Benefits of the SpiroCombi MBI

- ▷ Simple installation
- ▷ No need to remove the magnet
- ▷ Maintenance free, flushing once a year
- ▷ Optimum efficiency and energy saving
- ▷ Robust brass construction
- ▷ Combined Deaeration and Dirt Separation
- ▷ Available in horizontal and vertical models
- ▷ Reducing costly call outs
- ▷ Standard 3 year guarantee

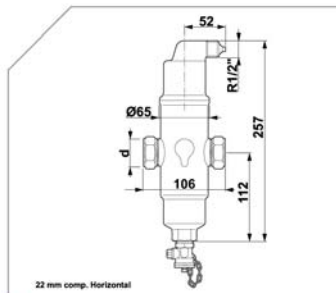
Easy to install for a fast and efficient result

The SpiroCombiMB1, is easy and quick to install, only 2 x 22mm compression fittings. Cleaning the unit is a simple task and only has to be done once a year*. Follow the easy steps below to ensure an installation free of air, magnetite and all other dirt.

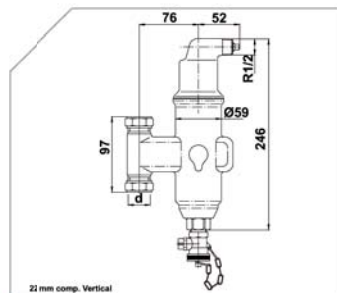
* There is no detriment to the units being cleaned more than once a year.

Specification Data SpiroCombi MB1

Specification Data		
d/female (G)	22 mm comp. Horizontal	22 mm comp. Vertical
Max. Flow Rate (l/sec)	0.35	0.35
Volume (l)	0.35	0.4
Weight (kg)	1.8	2.1



▷ Horizontal model



▷ Vertical model

Spirotech

Spirotech leads the way in developing and manufacturing solutions to condition and control system fluids in the HVAC and Process Industries.

Our products and services increase system efficiency, accelerates commissioning process, decreases down time, saves energy and eliminates unnecessary maintenance.

More information about the SpiroCombiMB1:

www.spirotech.co.uk

Ph.: +44 (0)208 451 3344.


Efficient results in 3 easy steps



▷ 1: Install the SpiroCombi according to easy user manual



▷ 2: After one year**: open the drain valve for 3-5 seconds until the water is clear



▷ 3: Continuous Deaeration and Dirt Separation

** We recommend that you clean your SpiroCombi one month after installation and then yearly afterwards.

SPIROTECH

Spirotech UK Ltd.

P.O. Box 109 Glossop
Derbyshire SK13 1WT

Ph.: +44 (0)208 451 3344
Fax: +44 (0)208 451 3366

E-mail: info@spirotech.co.uk
www.spirotech.co.uk